

Management-Server

The **openthinclient Management-Server** is a comprehensive software solution for the easy management and reliable operation of ThinClients. The Management Server includes the graphical administration interface, the necessary server services and databases, as well as the client operating system based on Linux.

The **openthinclient Management-Server** is the central server component that provides all services, databases, program files, and configurations in the network to centrally manage and boot ThinClients over the network.

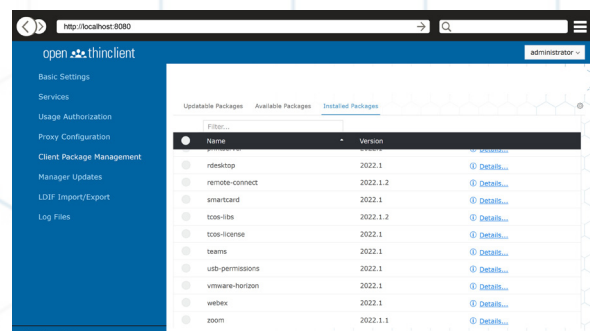
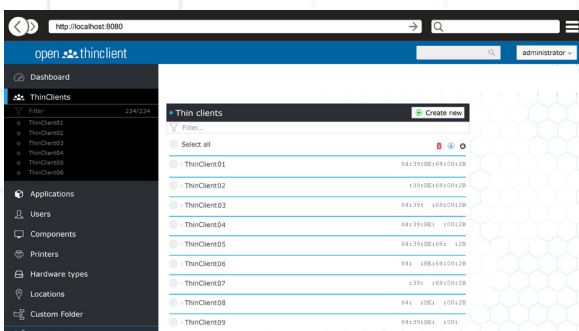
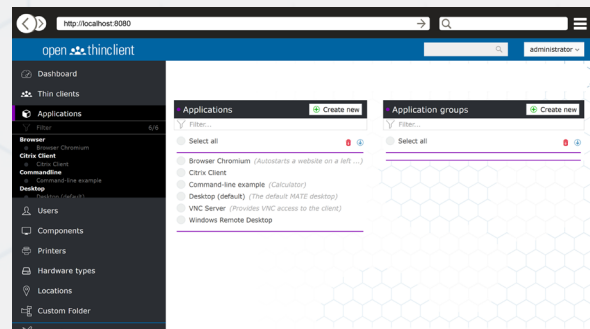
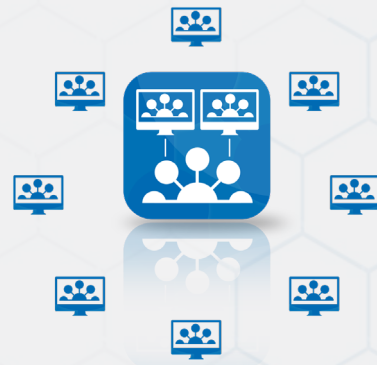
The following services are integrated into the openthinclient Management Server:

- DHCP-Proxy (listens in the network for DHCP requests and sends boot information)
- TFTP (provides boot files)
- NFS/Portmapper (provides files and apps for ThinClients)
- LDAP (stores all settings and assignments)
- Syslog (stores ThinClients logs)
- Webserver (provides the openthinclient Manager)

The **openthinclient Manager** is used for the administration of the ThinClients. The manager is executed in the browser. With this, the ThinClients are managed and applications are assigned. The administration is very simple and clear: Adding new ThinClients in a running environment takes only a few seconds in practice; then the client can be switched on, it boots the openthinclient OS, and starts the applications according to its default setting in the openthinclient Manager.

The following levels for administration structure the openthinclient Manager:

- ThinClients (add and manage the actual devices)
- Applications (programs executable on the clients)
- Users (when connected to AD)
- Components (specific settings for e.g. displays, keyboards, touchscreen)
- Printers (assignment of printers)
- Hardware types (basic hardware configurations)
- Locations (e.g. language, time zone)
- Basic settings (updates, usage permissions, services, data export/import)



Management-Server

openthinclient OS

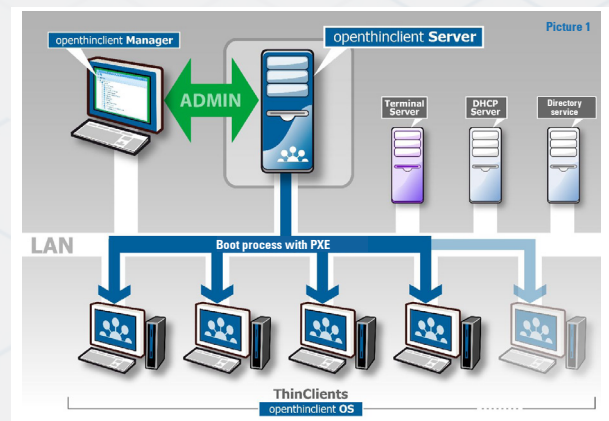
The openthinclient OS is based on a Linux operating system (Debian). Its open architecture and the current kernel allow the operation of hardware from various ThinClient manufacturers, standard PCs, and numerous peripherals. The openthinclient OS is booted over the network via PXE. Every client, when switched on, always boots the latest openthinclient OS version.



Operating Principle

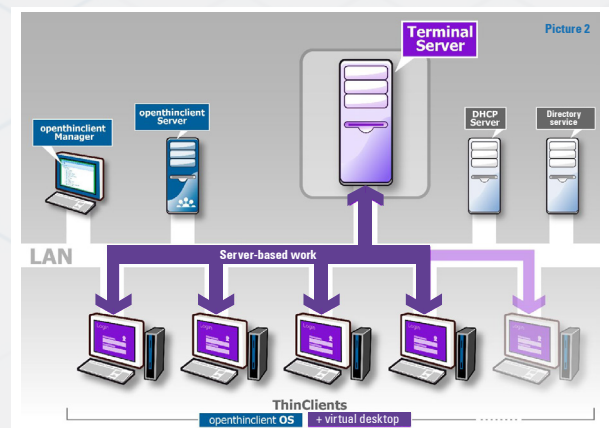
Picture 1:

- After switching on the ThinClient, it „calls out“ via broadcast into the network. The client then receives an IP address assigned by the DHCP server.
- The DHCP-Proxy function of the openthinclient server also „listens“ into the network and sends the boot file after the IP address is assigned. The loading process of the openthinclient OS via PXE begins.



Picture 2:

- After the operating system has loaded, an application for server-based work can be started on the ThinClient (e.g., RDP client, Citrix Workspace, VMware Horizon, Browser).
- The connection to the Terminal Server, virtual desktop, or cloud applications is established, and after the login process, work can commence.



Prerequisites

To utilize openthinclient in your company, the following prerequisites should be in place: A network (LAN) with a DHCP server, possibly a separate VLAN if other PXE services are present in the network. A server (Microsoft Windows or Linux) or alternatively virtualization e.g., VMware to operate openthinclient as a virtual appliance. ThinClients must support PXE-Boot. Microsoft Terminal Server, Citrix, or a comparable architecture for server-based work.

ThinClients

x86-compatible 64-Bit CPU (PAE-capable)
512 MB RAM (recommended: 1 GB)
Network boot-capable

Management Server

1 GB free RAM
64-Bit CPU (x86 or AMD)
At least 6 GB disk space
Current Windows or Linux
Port releases

Virtual Appliance

VMware ESXI or VMware Workstation,
or Microsoft Hyper-V
3 GB RAM
20 GB disk space

